

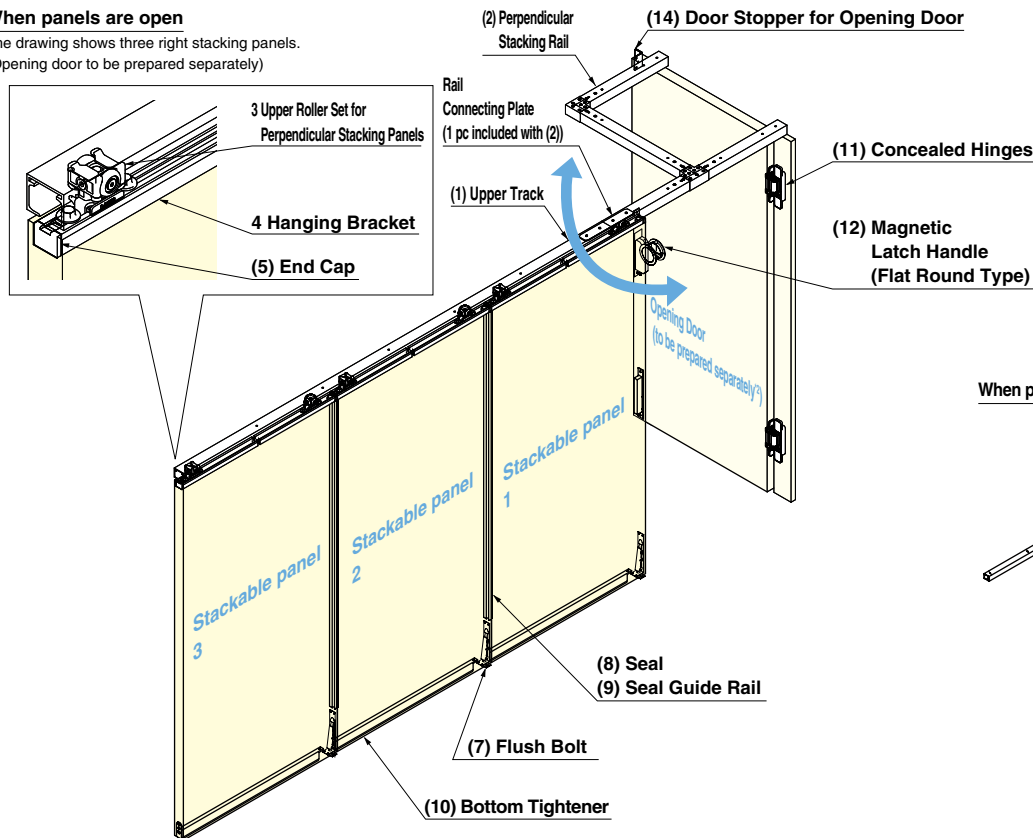
STACKABLE PARTITION DOOR SYSTEM (PERPENDICULAR STACKING SINGLE PARTITION) INSTRUCTION FDPN40V1D

A sliding partition door system that sits as flat as the wall. Simply sliding the panels open or closed can change the layout of an interior. The panels slide with reliable smoothness. Perpendicular stacking single panel type. The panels fit perpendicularly when stacked.

Panel Size (Per Panel)	Adjustment

When panels are open

The drawing shows three right stacking panels. (Opening door to be prepared separately)

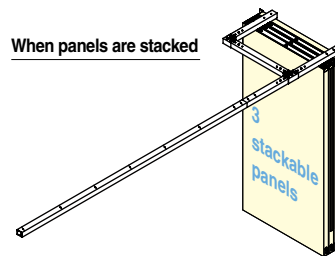


*1 When using the optional part HES3D-V135LGR.

Remarks

- Be sure to check the precautions before installation.

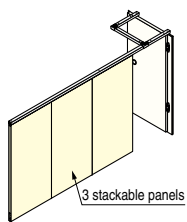
When panels are stacked



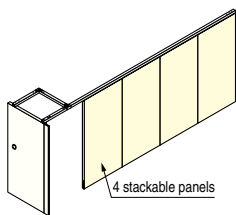
Installation Example

See Stacking Variations for other types of stacking. You'll also find an explanation of left stacking and right stacking.

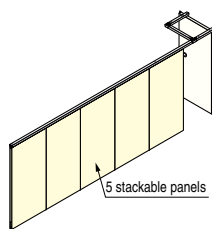
Right stacking/3 panels



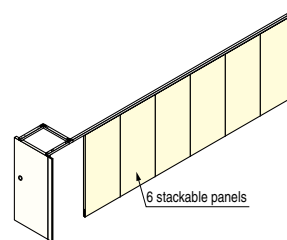
Left stacking/4 panels



Right stacking/5 panels



Left stacking/6 panels



Standard Part List

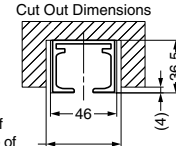
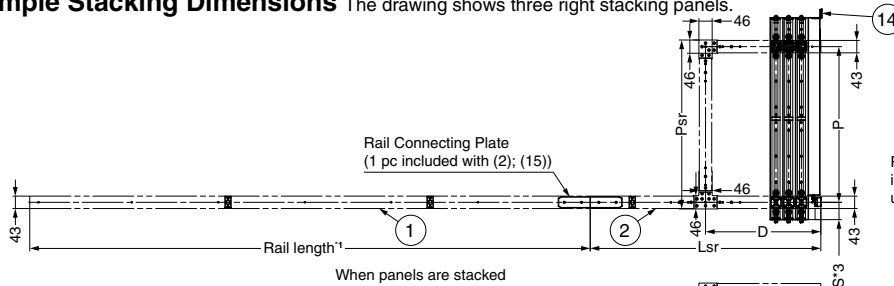
*2 The fixture for the opening door is an optional item. It is not included in the set of parts.

Parts Number of Panels	Stacking Type	Necessary Parts (Selectable)		Necessary Parts			
		(1) Upper Track	(2) Perpendicular Stacking Rail Rail Connecting Plate 1 pc	(3) Upper Roller Set for Perpendicular Stacking Panels	(4) Hanging Bracket 2 pcs	(5) End Cap for Hanging Bracket	(6) Adjustment Spanner (for Upper Roller Set)
3 pcs	Left Storage/ Right Storage						
4 pcs							
5 pcs							
6 pcs							
<p>See "How to Select" for details on the necessary quantity and types. In addition to choosing between left and right stacking for the upper track and stacking rail, there is a variety of lengths and depths, and different products should be chosen depending on the width and number of panels.</p>							

ARCHITECTURAL DOOR HARDWARE

STACKABLE PARTITION DOOR SYSTEM

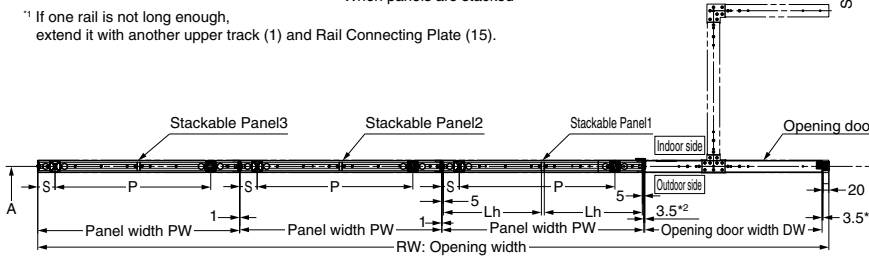
Sample Stacking Dimensions The drawing shows three right stacking panels.



Recessing width of installation surface of upper track 52 or greater

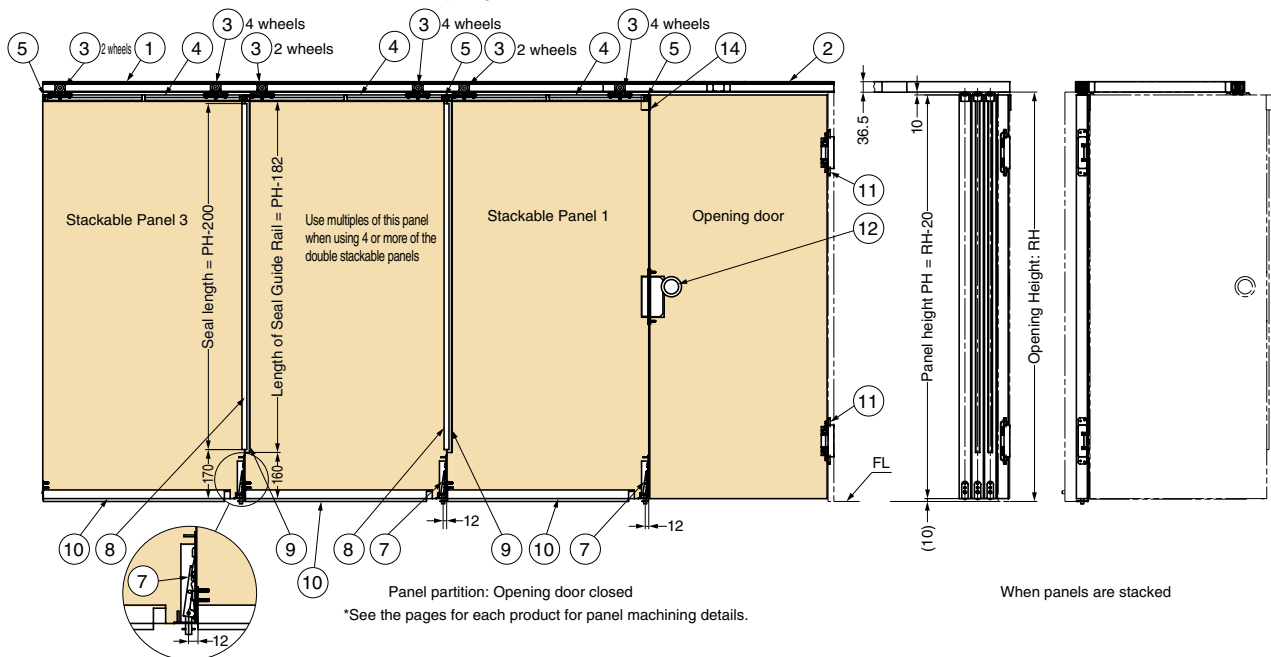
Recessing width of installation surface of upper track

*1 If one rail is not long enough, extend it with another upper track (1) and Rail Connecting Plate (15).



*2 The specifications of the opening door are those applicable when using the HES3D-V135 Concealed Hinges

- * The S dimension is a minimum of 60. This dimension differs as below depending on the panel width. See "How to Select" for details on the stacking rail and hanging bracket.
- When 500 ~ Panel Width PW ~ 580: S = 60
- When 580 < Panel Width PW ~ 700: S = PW - 520 (60 is also possible by using the FDP40-DTR340 hanging bracket instead of FDP40-DTR240 and cutting it.)
- When 700 ~ Panel Width PW ~ 780: S = 60
- When 780 < Panel Width PW ~ 900: S = PW - 720



Panel partition: Opening door closed
*See the pages for each product for panel machining details.

When panels are stacked

No. of Panels	Width of applicable stackable panel	Storage Rail Dimensions				Hanging Bracket Dimensions
		P	D	Psr	Lsr	Lh
3 - 4	500 - 700	340	400	386	660	240
	700 - 900	540		586		
5 - 6			540		800	340

Optional Parts

*Parts such as the stacking rail and hanging bracket differ depending on the number and width of panels. See "How to Select" for details.

Parts	Optional Items									
	(7) Flush Bolt	(8) Seal (Black) White is also available.	(9) Seal Guide Rail (Black) White is also available.	(10) Bottom Tightener (Door Width 600-800) A type for door widths of 800-1000 is also available. (Other sizes are made to order.)	(11) Concealed Hinge	(12) Magnetic Latch Handle (Flat Round Type)	(13) Magnetic Latch Handle (Flat Square Type)	(14) Door Stopper for Opening Door	(15) Rail Connecting Plate	(16) End Plate for Upper Track and Stacking Rail (Silver) Amber and white are also available.
Number of Panels										
Item Code	250-024-525	250-024-526	250-024-527	250-024-528	170-020-804	260-024-534	260-028-998	250-024-535	250-025-761	250-029-723
Item Name	FDP40-DBL150HL	FDP40-DSP2500BL	FDP40-DSPU2500BL	FDP40-DBT800	HES3D-V135LGR	MLH-SN	MLHS-SN	FDP40V-DTST	FDP40-TRMS-CP	FDP40-TREP-SL
3 pcs	3 pcs	2 pcs	2 pcs	3 pcs	2 - 3 pcs	1 pc	1 pc	1 pc	-	-
4 pcs	4 pcs	3 pcs	3 pcs	4 pcs						
5 pcs	5 pcs	4 pcs	4 pcs	5 pcs						
6 pcs	6 pcs	5 pcs	5 pcs	6 pcs						