

# STACKABLE PARTITION DOOR SYSTEM (PARALLEL STACKING DOUBLE PARTITION)

INSTRUCTION

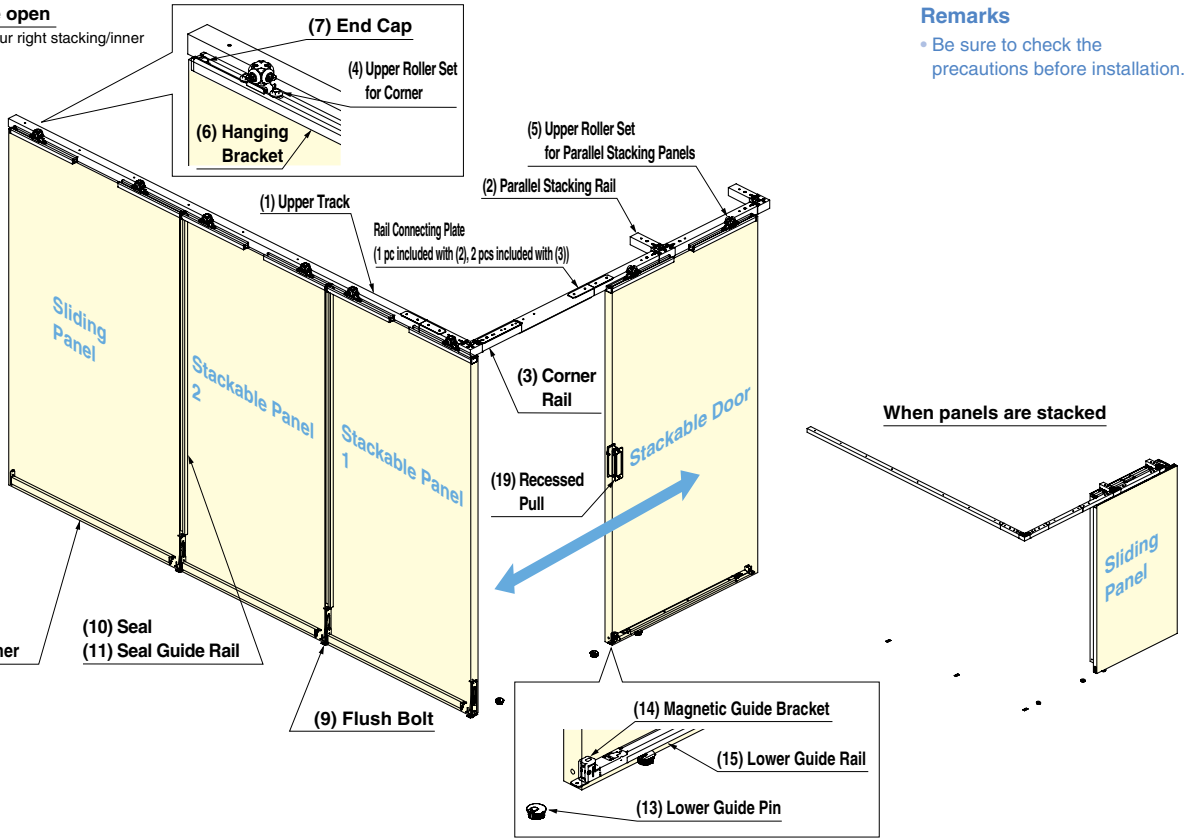
FDPN40P2D

A sliding partition door system that sits as flat as the wall. Simply sliding the panels open or closed can change the layout of an interior. The panels slide with reliable smoothness. Parallel stacking double panel type enabling corner partitioning. The panels fit parallel when stacked.

Panel Size (Per Panel)	Adjustment
<p>34 - 40 mm Maximum 2500 mm</p> <p>Stacking panels and sliding doors: 500 - 900 mm Sliding panels: 500 - 1100 mm</p>	<p>Weight: Maximum 40 kg</p> <p>-0 mm +7 mm</p>

**When panels are open**  
The drawing shows four right stacking/inner stacking panels.

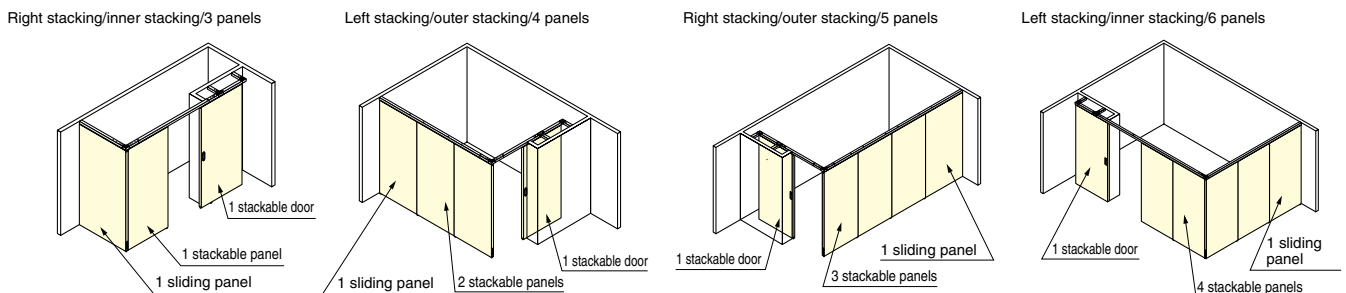
**Remarks**  
• Be sure to check the precautions before installation.



ARCHITECTURAL DOOR HARDWARE

STACKABLE PARTITION DOOR SYSTEM

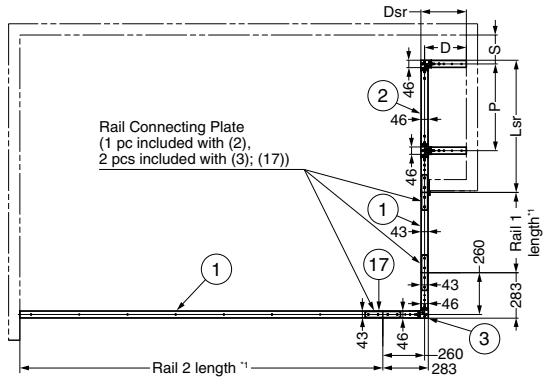
**Installation Example** See Stacking Variations for other types of stacking. You'll also find an explanation of left stacking, right stacking, inner stacking and outer stacking.



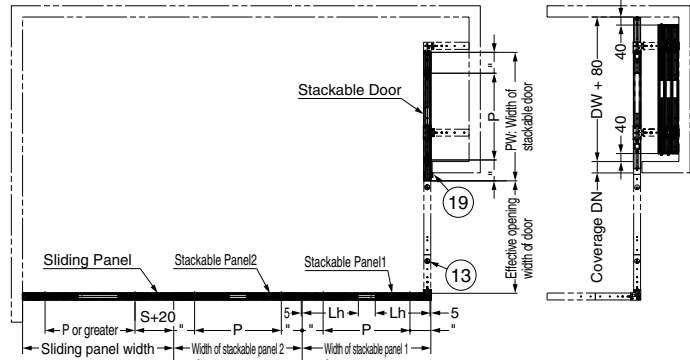
**Standard Part List**

Parts Number of Panels	Stacking Type	Necessary Parts (Selectable)			Necessary Parts				
		(1) Upper Track	(2) Parallel Stacking Rail Rail Connecting Plate 1 pc	(3) Corner Rail Rail Connecting Plate 2 pcs	(4) Upper Roller Set for Corner With cap No cap	(5) Upper Roller Set for Parallel Stacking Panels	(6) Hanging Bracket 2 pcs	(7) End Cap for Hanging Bracket The part set is black. White is also available.	(8) Adjustment Spanner (for Upper Roller Set)
3 pcs	Left Storage/ Right Storage								
4 pcs					250-037-223 FDPN40-QRC	250-037-220 FDPN40P-QRF	FDP40-DTR	250-121-142 FD70B-EC-BL	250-017-168 FD30-FSP
5 pcs									
6 pcs									
<p>See "How to Select" for details on the necessary quantity and types.                      In addition to choosing between left and right stacking for the upper track and stacking rail, there is a variety of lengths and depths, and different products should be chosen depending on the width and number of panels.</p>									

**Sample Stacking Dimensions** The drawing shows four left stacking/outer stacking panels.

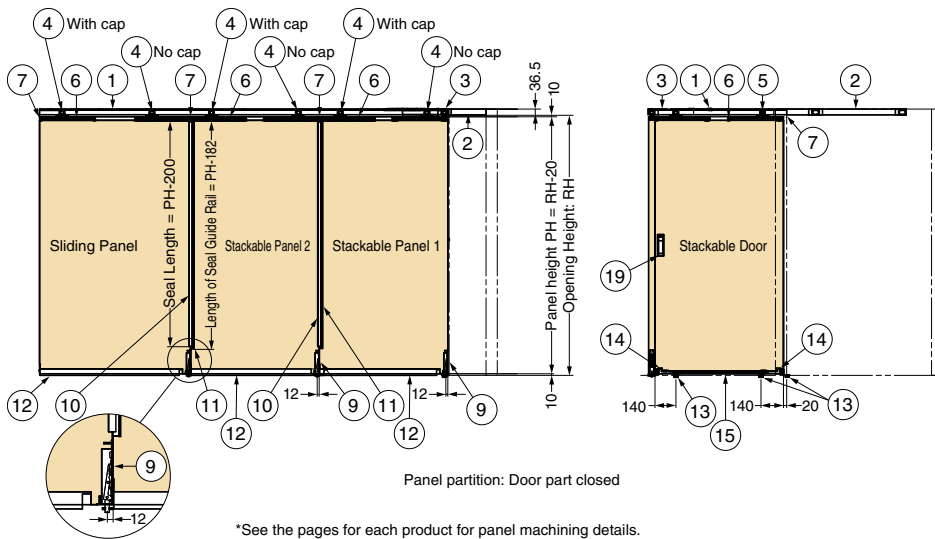


\*1 If one rail is not long enough, extend it with another upper track (1) and Rail Connecting Plate (17).



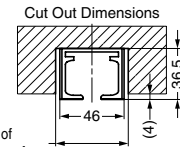
Panel partition: Door part open

When panels are stacked



Panel partition: Door part closed

\*See the pages for each product for panel machining details.



Recessing width of installation surface of upper track 52 or greater

Recessing width of installation surface of upper track

No. of Panels	Door Width			Storage Rail Dimensions				Hanging Bracket Dimensions
	Sliding Panel	Stackable Panel	Stackable Door	P	D	Dsr	Lsr	Lh
3 - 4	500 - 700			340	160	183	623	240
	700 - 1100							
5 - 6	700 - 900			540	260	283	823	340

\*Parts such as the stacking rail and hanging bracket differ depending on the number and width of panels. See "How to Select" for details.

**Optional Parts**

Parts	Optional Items										
	(9) Flush Bolt	(10) Seal (Black)	(11) Seal Guide Rail (Black)	(12) Bottom Tightener (Door Width 600-800)	(13) Lower Guide Pin (Light Grey)	(14) Magnetic Guide Bracket (2 pcs)	(15) Lower Guide Rail	(16) Adjustment Spanner (for Lower Guide Pin)	(17) Rail Connecting Plate	(18) End Plate for Upper Track and Stacking Rail (Silver)	(19) Recessed Pull (Chrome Plating)
Number of Panels											
Item Code	250-024-525	250-024-526	250-024-527	250-024-528	250-029-828	250-026-500	250-026-501	250-022-252	250-025-761	250-029-723	100-010-097
Item Name	FDP40-DBL150HL	FDP40-DSP2500BL	FDP40-DSPU2500BL	FDP40-DBT800	FD30-MGFP-LGR	FD30-MGDB	FD30-MGDR1000	FD80-HHSP	FDP40-TRMS-CP	FDP40-TREP-SL	HH-P135CR
3 pcs	2 pcs	0 pc/1 pc*2	0 pc/1 pc*2	2 pcs	3 pcs	1Set	1 pc	-	-	-	1 pc
4 pcs	3 pcs	1 pc/2 pcs*2	1 pc/2 pcs*2	3 pcs							
5 pcs	4 pcs	2 pcs/3 pcs*2	2 pcs/3 pcs*2	4 pcs							
6 pcs	5 pcs	3 pcs/4 pcs*2	3 pcs/4 pcs*2	5 pcs							

\*2 Use the quantity indicated for the right side for A, C, F and J in "How to Select", and the quantity indicated for the left for all other types.