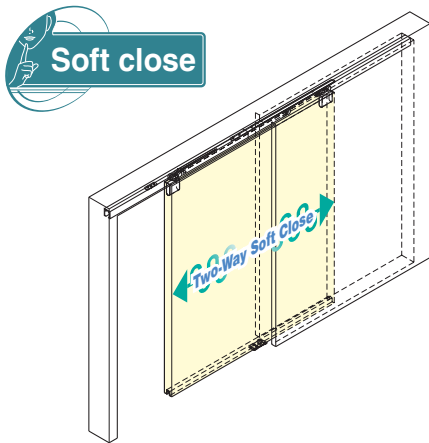




POCKET DOOR SYSTEM

FD50-H



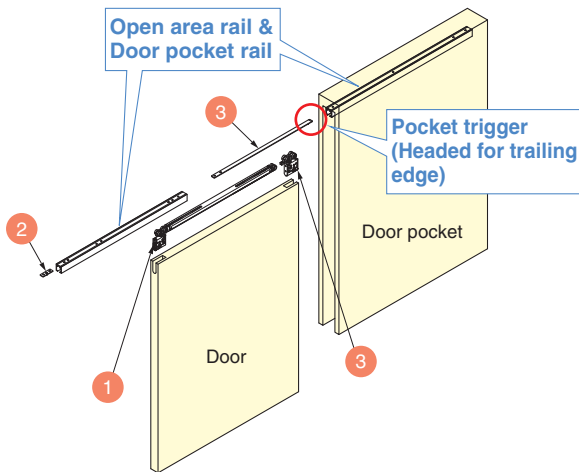
| | Recessed Mount Type, with Two-Way Soft Close (below) | Surface Mount Type, with Two-Way Soft Close (P.678) |
|----------------|--|---|
| Door Weight | Max. 50 kg/Door | |
| Door Thickness | Min. 24 mm | Min. 30 mm |
| Door Width | 680-1500 mm (2400 mm or less in height) 800-1500 mm (2401-2700 mm in height) | 774-1500 mm (2400 mm or less in height) 800-1500 mm (2401-2700 mm in height) |
| Door Height | Max. 2700 mm | |
| Specification | For Single Door Use | |
| | Recessed Mount Type  | Surface Mount Type  |

ARCHITECTURAL DOOR HARDWARE

POCKET DOOR SYSTEM

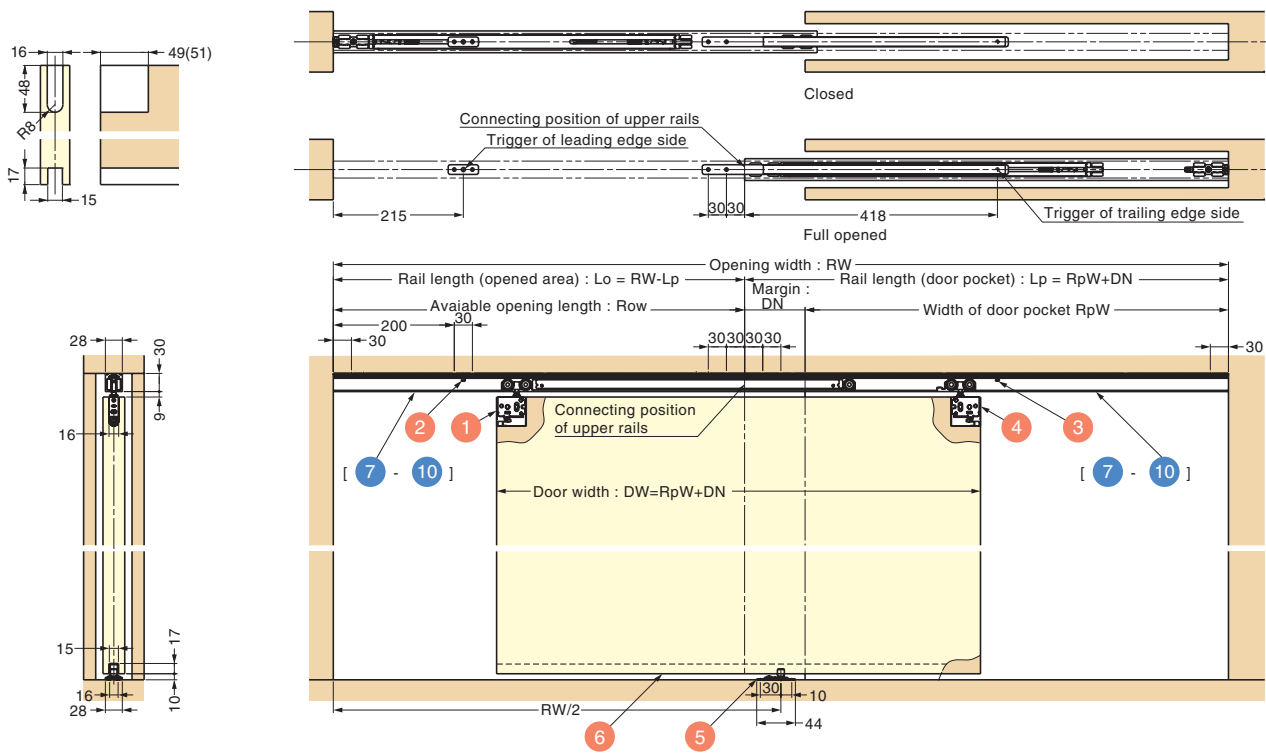
RECESSED MOUNT TYPE FOR POCKET DOOR

FD50DHCP-PD



Features

- Built in sequential damper.
- Self and soft closes when 115 mm away from closing position. Door also opens lightly.
- Within 115 mm of being fully open, will automatically open gently.
- Separated upper rail allows easy maintenance post-installation.
- Thin profile allows flexible design with multiple potential applications.
- Passed 200,000 open and close cycles in a private test.
- *Designed for interior use.



**Parts Set
(Per Door)**

Necessary Parts

| Item Code | Item Name | Description |
|-------------|-------------|------------------------------------|
| 250-029-769 | FD50DHCP-PD | Recessed Roller Two-Way Soft Close |

Parts Included

| No. | Qty | Part Name | Dimensions | Description |
|-----|------|------------------------------------|------------|---|
| 1 | 1 pc | Recessed Roller Two-Way Soft Close | | <p>Item Code : 250-032-340 Item Name : FD50-WRH-DSC</p> <ul style="list-style-type: none"> Material Steel / Polyacetal (POM) Finish / Colour Chromate / Grey Screw Pan Head Tapping Screw 3.8x40 <p>Remarks Do not use the included trigger.</p> |
| 2 | 1 pc | Front Trigger | | <p>Item Code : 250-029-707 Item Name : FD50-TRGPF</p> <ul style="list-style-type: none"> Material Steel Finish Chromate Screw Countersunk Head Tapping Screw 4x40 |
| 3 | 1 pc | Pocket Trigger | | <p>Item Code : 250-029-706 Item Name : FD50-TRGPB-HB</p> <ul style="list-style-type: none"> Material Steel Finish Chromate Screw Countersunk Head Tapping Screw 4x40 |
| 4 | 1 pc | Recessed Roller | | <p>Item Code : 250-020-765 Item Name : FD50-WRH</p> <ul style="list-style-type: none"> Material Zinc Alloy (ZDC) / Polyacetal (POM) Finish / Colour Chromate / Grey Screw Pan Head Tapping Screw 3.8x40 |
| 5 | 1 pc | Floor Guide | | <p>Item Code : 250-029-718 Item Name : FD50-BGR18</p> <ul style="list-style-type: none"> Material Stainless Steel (SUS430) / Polyacetal (POM) Finish / Colour Polished / Natural Screw Countersunk Head Tapping Screw 4x20 |
| 6 | 1 pc | Bottom Guide Rail (1500 mm) | | <p>Item Code : 250-019-971 Item Name : FD30-HBRT1500SIL</p> <ul style="list-style-type: none"> Material Aluminium Alloy Finish Silver |

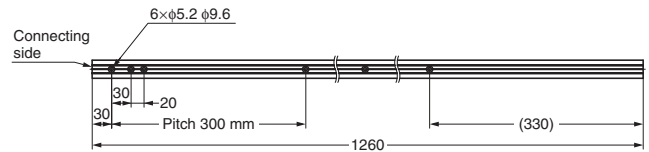
Upper Track

Necessary Parts

| No. | Length | Item Code | Part Name | Dimensions | Description |
|-----|---------|-----------------|-------------|------------|---|
| 7 | 1260 mm | 250-029-680 | Upper Track | | <ul style="list-style-type: none"> Material Aluminium Alloy Finish Anodized Silver Screw Countersunk Head Tapping Screw 4x20 |
| | | FD50-TRP1260-SL | | | |
| 8 | 1860 mm | 250-029-681 | | | |
| | | FD50-TRP1860-SL | | | |
| 9 | 2760 mm | 250-029-682 | | | |
| | | FD50-TRP2760-SL | | | |
| 10 | 3960 mm | 250-029-683 | | | |
| | | FD50-TRP3960-SL | | | |

Hole Dimensions of Upper Track

• In case of 1260 mm



• In case of 1860 mm, 2760 mm & 3960 mm

