


BRACKET FOR MOUNTING OUTLETS ONTO APK-K (VENTILATOR)

INSTRUCTION

APK-K-DM1



Features

This product is used to mount an embedded outlet, USB outlet, LAN connector or USB connector on the APK-K ventilator.

Specifications

Operating temperature: -10°C - 40°C


Sold Separately

- APK-KF Frame
- APK-K70P Ventilator Panel
- APK-KH70P Wiring Panel
- DM1-USB USB Connector
- DM1-LAN LAN Connector
- DM-LCC LAN Cable Case

Warning

Embedded outlets and power supplies have been built according to Japanese electrical standards. They will NOT function outside of Japan.

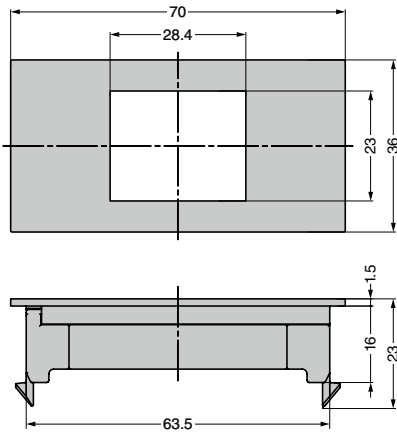
Sample Combination



MISCELLANEOUS

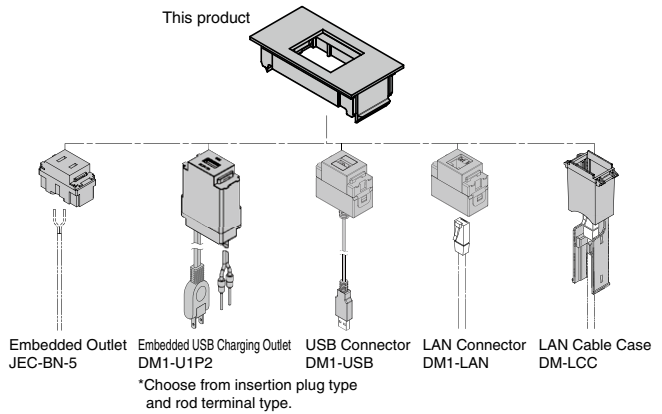
BRACKET FOR MOUNTING OUTLETS ONTO APK-K (VENTILATOR)

This product can be used with a frame, ventilator panel, wiring panel and an outlet, USB outlet or LAN connector (see the combination list below) (all sold separately).



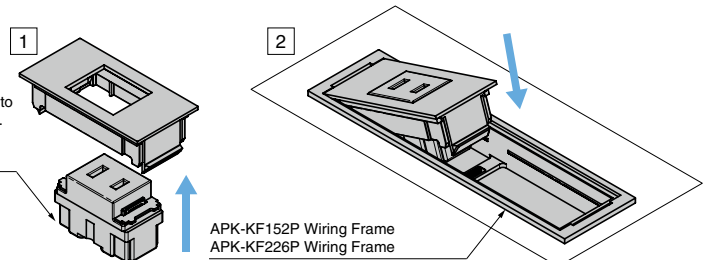
No.	Part Name	Material	Colour
①	Cover	ABS Resin	See table below
②	Bracket	PPE Resin	Black

Combinations with Outlets, USB Outlets and LAN Connectors



How to Install

In addition to the JEC-BN-5 Embedded Outlet, it is possible to attach a USB or LAN connector. See the Compatibility Table for details.



To remove the product, push in the catch of the bracket on the back. See the instruction manual for details.

CAD	Item Code	Item Name	Colour	Weight (g)	Box (pcs)	Carton (pcs)
2D/3D	210-040-817	APK-K-DM1-BL	Black	10.6	25	250
2D/3D	210-040-818	APK-K-DM1-WT	White	10.6	25	250
2D/3D	210-040-819	APK-K-DM1-BR	Brown	10.6	25	250