

H Series Swivel load rating 1500kg

BRAUER®

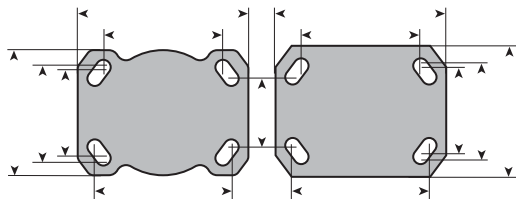
POLYURETHANE TYRED WHEEL WITH C.I. CENTRE



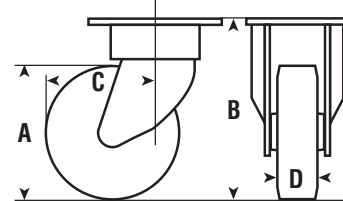
SWIVEL



FIXED



When fitting at 120 x 60mm hole centres use 12mm diameter bolts
 When fitting at 105 x 80/75mm hole centres use 10mm diameter bolts
 Swivel top plate thickness 7mm
 Fixed top plate thickness 6.5mm



FOR TECHNICAL INFORMATION COVERING LOAD FACTORS, ETC., SEE 'DESIGN DATA' INDEX ON PAGE 12

A	B	C	D			Swivel		Fixed	
Wheel Diameter	Overall Height	Swivel Radius	Tread Width	Max Load Rating	Wheel Bearing Type	PART NUMBER	Approx Weight kg	PART NUMBER	Approx Weight kg
4"	100	102	40	500	Ball Journal	HS/H100/40BJ	3.9	HF/H100/40BJ	3
5"	125	118	30	500	Ball Journal	HS/H125/30BJ	4	HF/H125/30BJ	3.1
			45	600	Ball Journal	HS/H125/45BJ	4.5	HF/H125/45BJ	3.6
6"	150	134	35	700	Ball Journal	HS/H150/35BJ	4.6	HF/H150/35BJ	3.7
			50	900	Ball Journal	HS/H150/50BJ	5.6	HF/H150/50BJ	4.7
8"	200	166	40	1000	Ball Journal	HS/H200/40BJ	6.7	HF/H200/40BJ	5.8
10"	250	207	45	1200	Ball Journal	HS/H250/45BJ	9.8	HF/H250/45BJ	8.9
12"	300	245	50	1500	Ball Journal	HS/H300/50BJ	12.9	HF/H300/50BJ	12

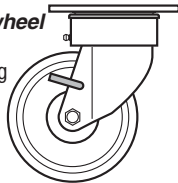
NOTE 1) 100mm diameter wheel fitted with pre-lubricated, double shielded bearings
 2) Options (F) & (X) – swivel radius of brake pedal 178mm

OPTIONS AVAILABLE

WHEEL LOCK (W)
 Swivel castors only, not available for 100mm dia. wheel

A simple hand operated parking lock

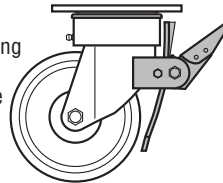
Add suffix W to part number



SWIVEL AND WHEEL LOCK (F) WHEEL BRAKE (X)
 Swivel castors only 125-300mm only

The foot pedal clamps a spring across the wheel & swivel, locking them both (F), or the wheel only is braked (X)

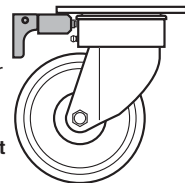
Add suffix F or X to part number



DIRECTIONAL LOCK (D)
 Swivel castors only

A four-station plunger lock converting swivel castors into fixed for straight line travel

Add suffix D to part number



H SERIES CASTORS

NOTE: Also available with other wheel types.