



LM-80G

SELF CLOSING SLIDE DOOR SYSTEM

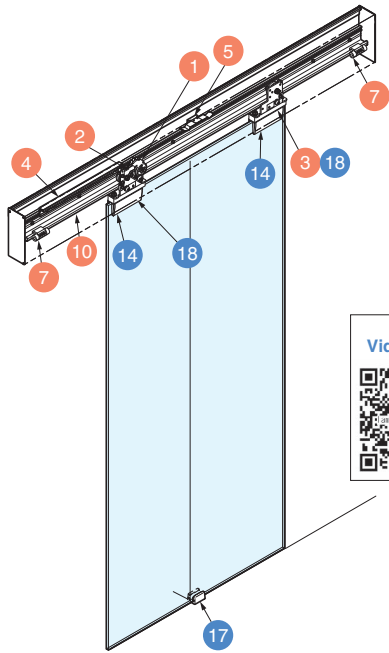
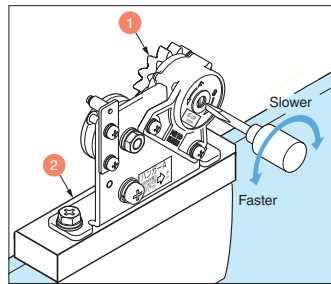


Door Weight	30-80 kg/Door
Door Thickness	8-12 mm
Door Width	700-1200 mm
Door Travel	Max. 1100 mm (In Case of Door Width 1200 mm)

Features

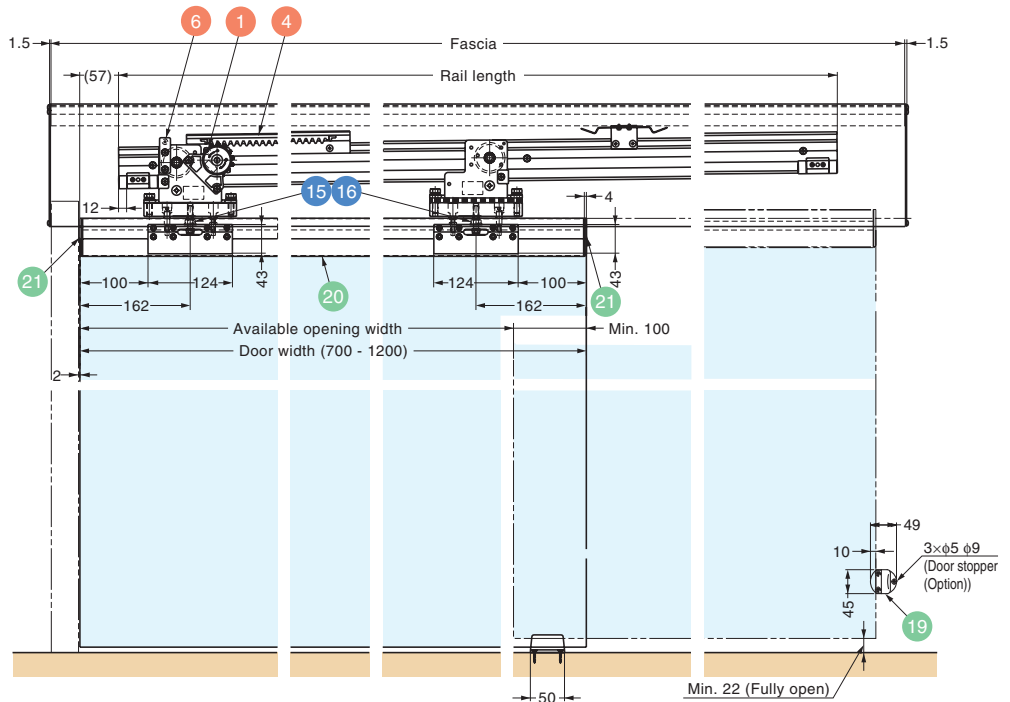
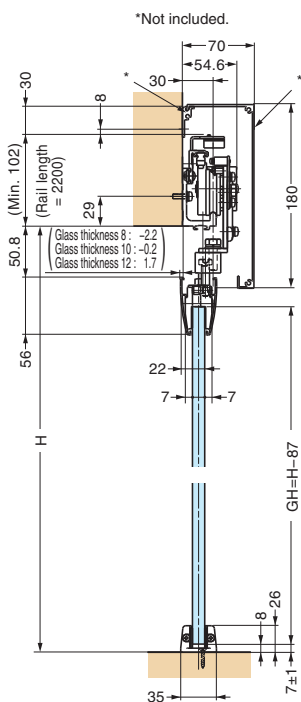
- Self closing slide door system for glass. No electricity required..
- Built-in damper makes closing soft and quiet, preventing slamming or injury.
- Non-handed.
- Door has smooth operation and feels light, making it easy for young children and the elderly to use the door.
- Door catch holds door in fully open position.
- No pre-drilled holes on glass needed for installation.
- Damping speed adjustable for ideal soft-closing.

Speed Adjustment



ARCHITECTURAL DOOR HARDWARE FOR GLASS DOORS

SELF CLOSING SLIDE DOOR SYSTEM



Parts Set (Per Door)		Necessary Parts	
Item Code	Item Name		
250-010-613	LM-80		

Parts Included

No.	Qty	Part Name	Dimensions	Description
1	1 pc	Damper		Item Code : 280-188-561 Item No. SC-C08 • Material Polyacetal (POM) • Colour Black
2	1 pc	Roller A		• Material Steel / Polyacetal (POM) • Finish Yellow Zinc Chromate / White
3	1 pc	Roller B		• Material Steel / Polyacetal (POM) • Finish Yellow Zinc Chromate / White
4	1 pc	Gear Rack		Item Code : 280-188-560 Item No. SC-C07 • Material Aluminum Alloy • Finish Plain
5	1 pc	Spring		• Material Steel • Finish Yellow Zinc Chromate / Plain
6	1 pc	Stopper Roller		• Material Steel • Finish Yellow Zinc Chromate
7	2 pcs	Door Stopper		• Material Stainless Steel
8	2 pcs	Stopper Plate		• Material Steel • Finish Yellow Zinc Chromate
9	15 pcs 1 pc	Height Adjustment Spacer		• Material Steel • Finish Plain
10	1 pc	Upper Rail (2200 mm)		• Material Aluminium Alloy • Finish Anodized Silver
11	2 pcs	Roller Bracket		• Material Steel • Finish Chromate
12	1 pc	Bottom Roller Guide		• Material Stainless Steel / Polyacetal (POM)
13	2 pcs	Anchor 6x30	-	• Material Polyamide (PA) • Colour Grey

*Do not use 11 - 13 for LM-80G.

Hanger Parts		Necessary Parts			
No.	Qty	Item Code	Part Name	Dimensions	Description
14	2 pcs	250-026-559	Glass Bracket		• Material Aluminium Alloy • Finish Plain
15	2 pcs	250-018-564	Hanger Bolt		• Material Steel • Finish Chromate
16	2 pcs	250-018-670	Nut		• Material Steel • Finish Chromate
17	1 pc	250-120-617	Bottom Guide		• Material Zinc Alloy (ZDC) • Finish Matte Chromate
18	2 pcs	250-014-969	Hanging Bracket	-	• Material Aluminium Alloy • Finish Plain

Optional Parts				
No.	Item Code	Part Name	Dimensions	Description
19	280-189-066	Door Stopper		• Material Zinc Alloy (ZDC) / Rubber • Finish Statin Chrome (Including Countersunk Head Wood Screw 4.1 x 32 3 pcs)
20	250-120-817	Bracket Cover		• Material Aluminium Alloy • Finish Anodized Silver
21	250-120-799	End Cap Set		• Material Polyacetal (POM) • Colour Black / Light Grey

ARCHITECTURAL DOOR HARDWARE

FOR GLASS DOORS

SELF CLOSING SLIDE DOOR SYSTEM