

# TOP MOUNTED SLIDING DOOR (TWO-WAY SOFT CLOSE TYPE/RECESSED UPPER ROLLER)



FD35EV

This two-way soft closing sliding door operates smoothly and requires little strength to operate, making it ideal for retail shops and other public areas as well.

Passed 300,000 open/ close cycles in private test

Features	Door Size (per door)	Adjustment
<p><b>Two-Way Soft Close</b> (both directions)</p> <p>With Sequential Double Damper (2 stages)</p>	<p>Minimum 24 mm</p> <p>Maximum 2700 mm</p> <p>Weight: Maximum 35 kg 10 kg or more recommended</p> <p>Door Height Max.2400 mm : 590 - 1200 mm Door Height Max.2401 - 2700 mm : 700 - 1200 mm</p>	

2-Stage

Soft closing starts at approx. 100 mm for reliable operation

Soft opening With Sequential Double Damper in two stages enables less force to be used when opening too (compared to FD30).

1-Stage

Damper in the opening direction slows down from around 50 mm on trailing edge side.

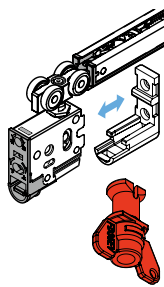
**Remarks**

- Be sure to read the precautions for this product.
- Be sure to read the installation.

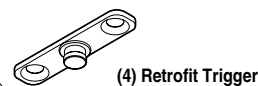
ARCHITECTURAL DOOR HARDWARE

**One-touch hanging of door**

With Sequential Double Damper (Leading edge only)  
(3) Two-Way Soft Close

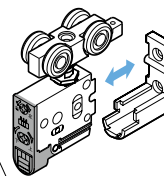


Trigger Installation Jig (included with (3))



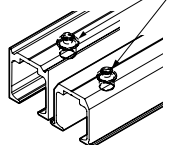
**One-touch hanging of door**

(5) Upper Roller (compatible with recessed type two-way soft close)



**Built-in trigger Easy installation Only 20 mm wide compact design**

(1) Soft Close Upper Track



To shorten the upper track, cut the end without the trigger.

2-Stage Two-Way Soft Close  
1-Stage  
Compatible with doors as narrow as 590 mm.

(6) Lower Guide (with Roller)

**Standard part list**

See «Type of Upper Track» for details on the type of upper track used for (1) and (2).

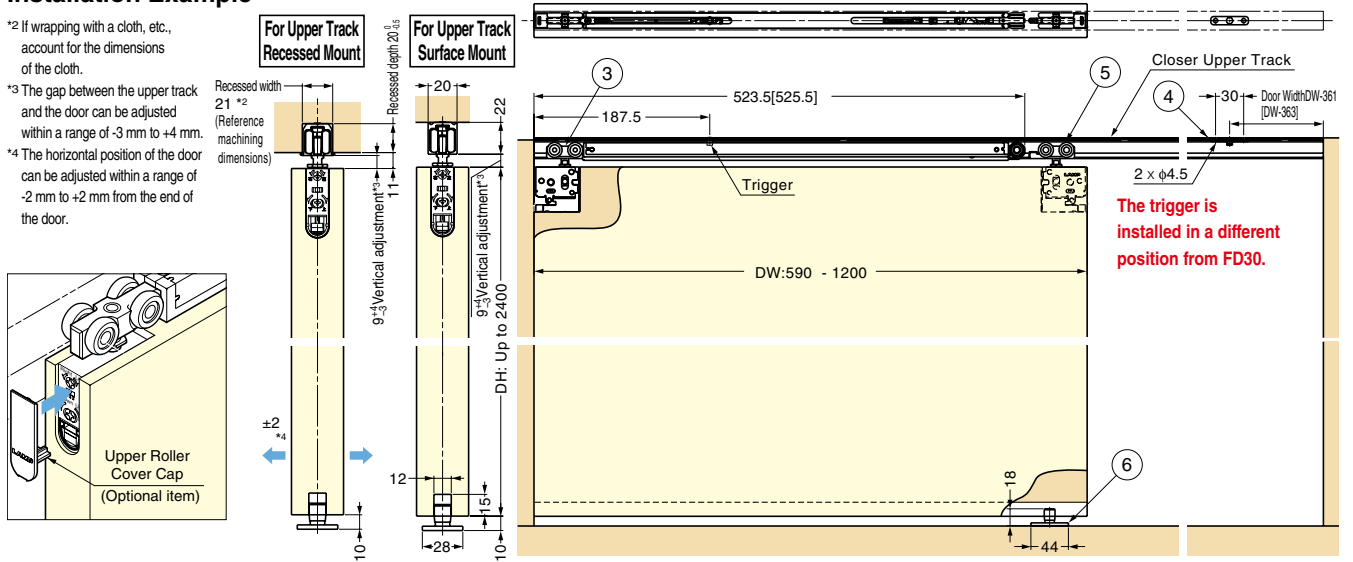
Parts	Necessary Parts (Option 1 or 2)				Necessary Parts				Optional Parts	
	(1) Soft Close Upper Track		(2) Upper Track	(3) Two-Way Soft Close*1	(4) Retrofit Trigger	(5) Upper Roller (compatible with recessed type two-way soft close)	(6) Lower Guide (with Roller)	(7) Bumper Block	(8) Retrofit Trigger	(9) Embedded Lower Guide Rail
	Surface Mount	Recessed Mount	Surface Mount	Recessed Mount						
  Item Code Item Name	Select surface or recessed mount	Select surface or recessed mount								
  Item Code: 250-033-810 FD35EV-WRH-DSC			 Item Code: 250-033-812 FD35EV-WRH-N	 Included with Two-Way Soft Close	 Item Code: 250-029-718 FD50-BGR18	 Item Code: 250-034-114 FD35EV-HBB	 Item Code: 250-033-814 FD35EV-TRG		 Item Code: 250-019-971 FD30-HBRT1500SIL	
 Single Sliding Door System	Length 1820 mm x 1 pc	-	1 pc	1 pc	1 pc	1 pc	-	-	(1 pc)	
 Overlapping Sliding Doors System	Length 1820 mm x 2 pcs	-	2 pcs	2 pcs	2 pcs	2 pcs	-	-	(2 pcs)	
 Opposite Opening Sliding Doors System	-	Length 3640 mm x 1 pc	2 pcs	2 pcs	2 pcs	2 pcs	1 pc	2 pcs	(2 pcs)	

\*1 Includes Retrofit Trigger (4), Trigger Installation Jig and spanner. Can also be purchased separately.

TOP MOUNTED SLIDING DOOR

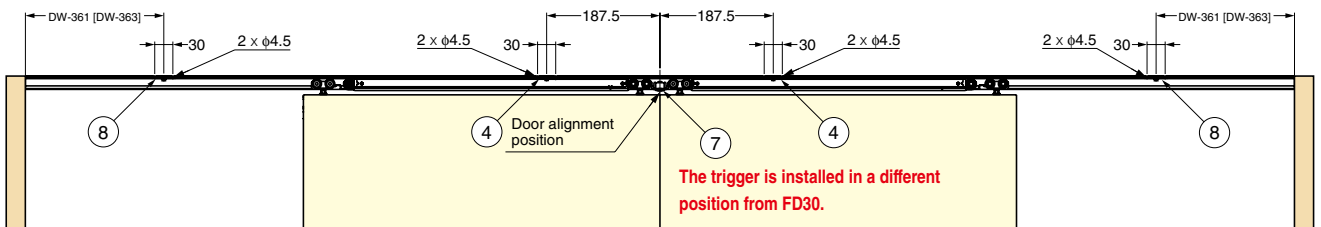
**Installation Example**

- \*2 If wrapping with a cloth, etc., account for the dimensions of the cloth.
- \*3 The gap between the upper track and the door can be adjusted within a range of -3 mm to +4 mm.
- \*4 The horizontal position of the door can be adjusted within a range of -2 mm to +2 mm from the end of the door.



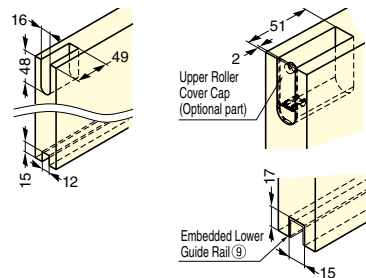
[ ] indicates the dimensions when the upper roller cover cap (optional) is attached.

**Opposite Opening Sliding Doors System with Bumper Block.** Also see the instructions on how to calculate the trigger installation position.

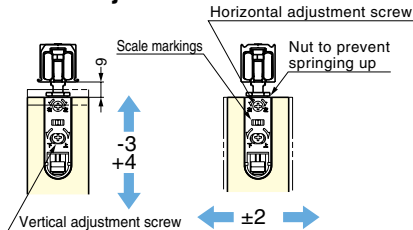


Use the standard upper track for the Opposite Opening Sliding Doors System.

**Cut Out Dimensions**

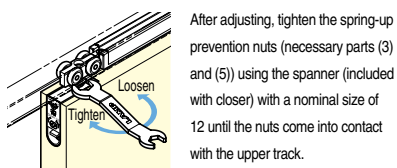


**Door Adjustment**


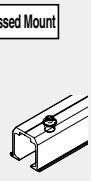
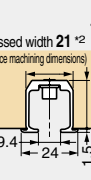


- Can be adjusted with one ⊕No. 2 screwdriver.
- Incremental markings are provided for horizontal adjustment from the end of the door.

**Internal mechanism prevents bouncing during closing**  
Prevents the door from bouncing up after the soft close function has been activated.



**Type of Upper Track** Recommended screws: Cross-recessed flat head tapping screws 3.5 x 25

Specifications	Length	Silver		Amber		White			
		Item Code	Item Name	Item Code	Item Name	Item Code	Item Name		
(1) Soft Close Upper Track	Surface Mount	1820 mm	250-033-825	FD35EV-TRM1820SC-SL	250-033-828	FD35EV-TRM1820SC-UM	250-033-831	FD35EV-TRM1820SC-WT	
			2000 mm	250-035-935	FD35EV-TRM2000SC-SL	250-035-938	FD35EV-TRM2000SC-UM	-	-
			2730 mm	250-033-826	FD35EV-TRM2730SC-SL	250-033-829	FD35EV-TRM2730SC-UM	250-033-832	FD35EV-TRM2730SC-WT
			3000 mm	250-035-936	FD35EV-TRM3000SC-SL	250-035-939	FD35EV-TRM3000SC-UM	-	-
			3640 mm	250-033-827	FD35EV-TRM3640SC-SL	250-033-830	FD35EV-TRM3640SC-UM	250-033-833	FD35EV-TRM3640SC-WT
			4000 mm	250-035-937	FD35EV-TRM4000SC-SL	250-035-940	FD35EV-TRM4000SC-UM	-	-
Recessed Mount		1820 mm	250-033-843	FD35EV-TRH1820SC-SL	250-033-846	FD35EV-TRH1820SC-UM	250-033-849	FD35EV-TRH1820SC-WT	
		2000 mm	250-035-947	FD35EV-TRH2000SC-SL	250-035-950	FD35EV-TRH2000SC-UM	-	-	
	2730 mm	250-033-844	FD35EV-TRH2730SC-SL	250-033-847	FD35EV-TRH2730SC-UM	250-033-850	FD35EV-TRH2730SC-WT		
	3000 mm	250-035-948	FD35EV-TRH3000SC-SL	250-035-951	FD35EV-TRH3000SC-UM	-	-		
	3640 mm	250-033-845	FD35EV-TRH3640SC-SL	250-033-848	FD35EV-TRH3640SC-UM	250-033-851	FD35EV-TRH3640SC-WT		
	4000 mm	250-035-949	FD35EV-TRH4000SC-SL	250-035-952	FD35EV-TRH4000SC-UM	-	-		