

TOP MOUNTED SLIDING DOOR (RECESSED UPPER ROLLER)



FD35EV

This standard sliding door operates smoothly and requires little strength to operate, making it ideal for retail shops and other public areas as well.

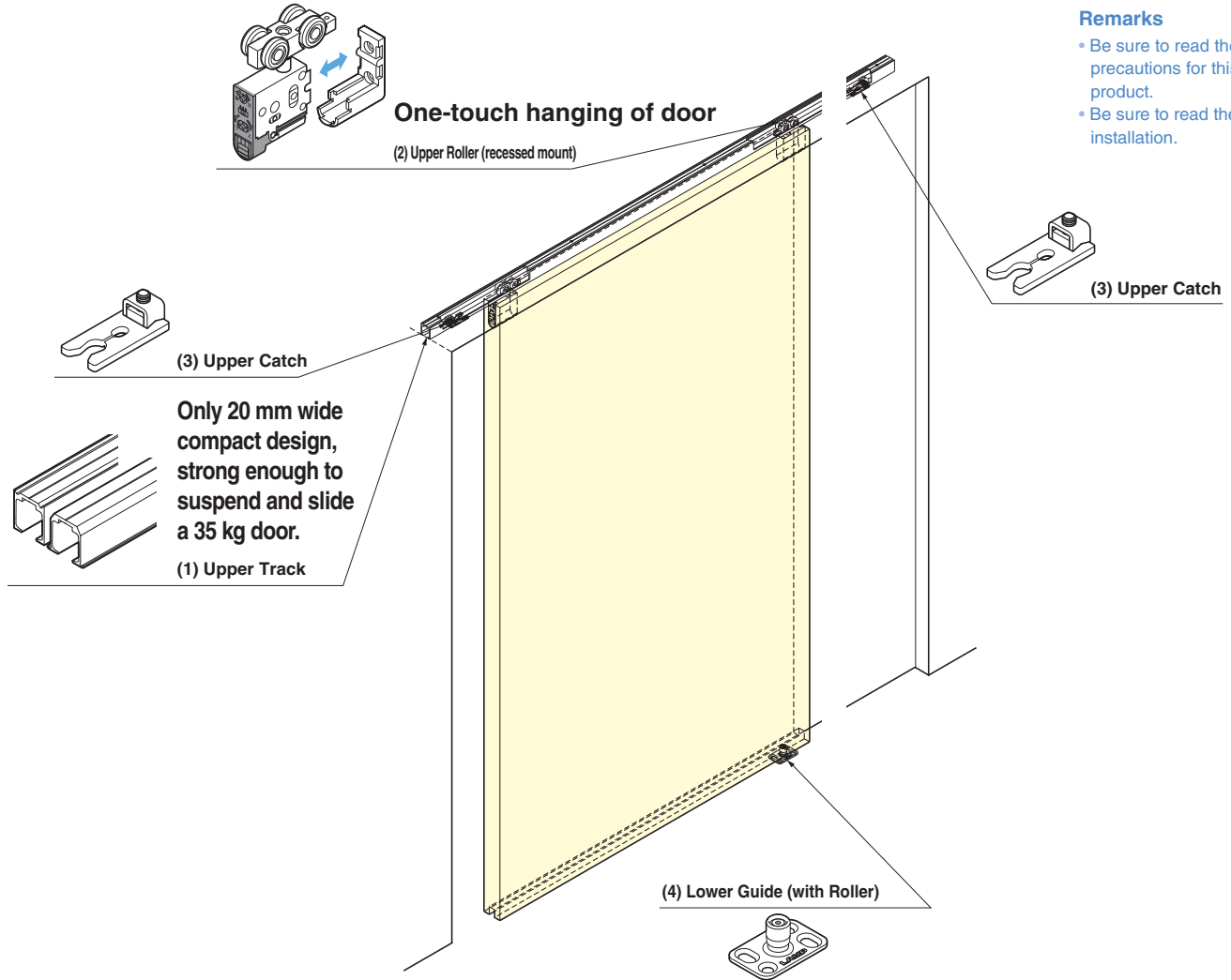
Passed 300,000 open/ close cycles in private test

Features	Door Size (per door)	Adjustment
-	Minimum 24 mm Maximum 2700 mm Weight: Maximum 35 kg Door Height Max.2400 mm : Max. 1200 mm Door Height Max.2401 - 2700 mm : 700 - 1200 mm	

ARCHITECTURAL DOOR HARDWARE

Remarks

- Be sure to read the precautions for this product.
- Be sure to read the installation.



Standard part list

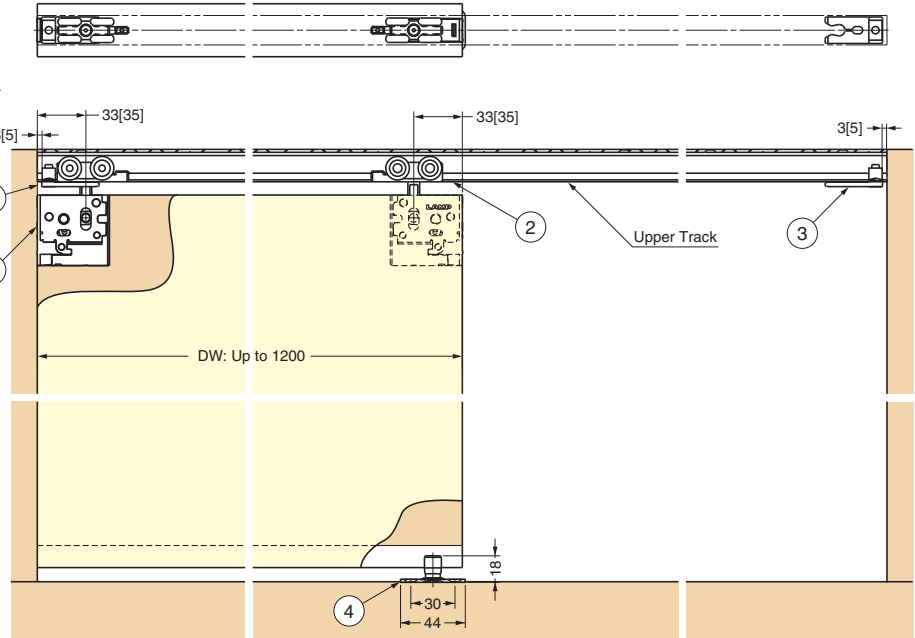
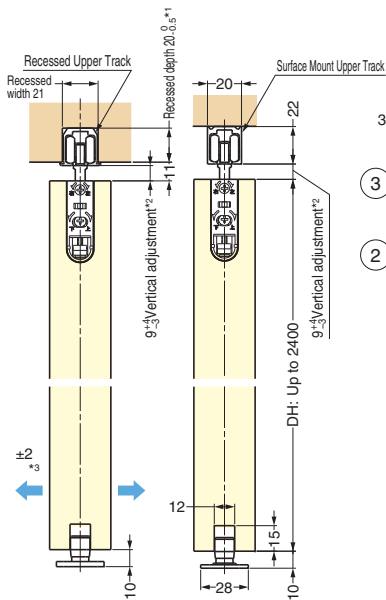
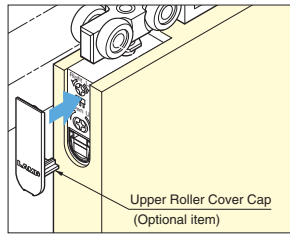
See «Type of Upper Track» for details on the type of upper track used for (1).

Parts	Necessary Parts (Option 1 or 2)		Necessary Parts			Optional Parts
	(1) Upper Track Surface Mount	(1) Upper Track Recessed Mount	(2) Upper Roller (recessed mount)	(3) Upper Catch	(4) Lower Guide (with Roller)	(5) Embedded Lower Guide Rail
 Item Code Item Name Select surface or recessed mount		 250-033-813 FD35EV-WRH	 The part set is grey. White and dark brown sets are also available. 250-019-970 FD30-HTST-GR	 250-029-718 FD50-BGR18	 250-019-971 FD30-HBRT1500SIL	
Single Sliding Door System 	Length 1820 mm x 1 pcs		2 pcs	2 pcs	1 pc	(1 pc)
← Set of necessary parts for sliding doors			Item Code: 250-035-323 Item Name: FD35EVHHP			→
Overlapping Sliding Doors System 	Length 1820 mm x 2 pcs		4 pcs	4 pcs	2 pcs	(2 pcs)
← Set of necessary parts for sliding doors			Item Code: 250-035-323 Item Name: FD35EVHHP x 2			→



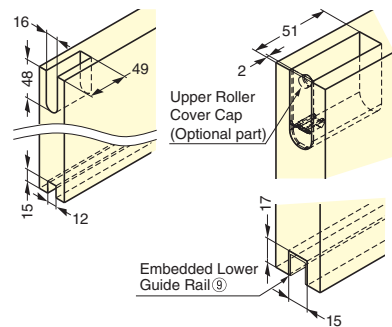
Installation Example

- *1 If wrapping with a cloth, etc., account for the dimensions of the cloth.
- *2 The gap between the upper track and the door can be adjusted within a range of -3 mm to +4 mm.
- *3 The horizontal position of the door can be adjusted within a range of -2 mm to +2 mm from the end of the door.

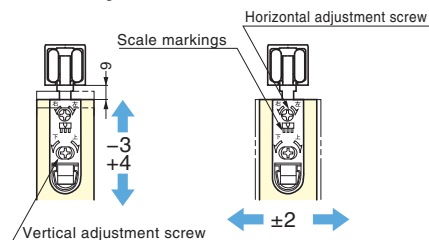


[] indicates the dimensions when the upper roller cover cap (optional) is attached.

Cut Out Dimensions

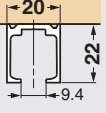
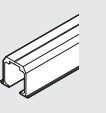


Door Adjustment



- Can be adjusted with one ⊕ No. 2 screwdriver.
- Scale markings are provided for horizontal adjustment from the end of the door.

Type of Upper Track Recommended screws: Cross-recessed flat head tapping screws 3.5 x 25

Specifications	Length	Silver		Amber		White	
		Item Code	Item Name	Item Code	Item Name	Item Code	Item Name
(1) Upper Track Surface Mount 	1820 mm	250-033-816	FD35EV-TRM1820-SL	250-033-819	FD35EV-TRM1820-UM	250-033-822	FD35EV-TRM1820-WT
	2000 mm	250-035-929	FD35EV-TRM2000-SL	250-035-932	FD35EV-TRM2000-UM	-	-
	2730 mm	250-033-817	FD35EV-TRM2730-SL	250-033-820	FD35EV-TRM2730-UM	250-033-823	FD35EV-TRM2730-WT
	3000 mm	250-035-930	FD35EV-TRM3000-SL	250-035-933	FD35EV-TRM3000-UM	-	-
	3640 mm	250-033-818	FD35EV-TRM3640-SL	250-033-821	FD35EV-TRM3640-UM	250-033-824	FD35EV-TRM3640-WT
	4000 mm	250-035-931	FD35EV-TRM4000-SL	250-035-934	FD35EV-TRM4000-UM	-	-
Recessed Mount 	1820 mm	250-033-834	FD35EV-TRH1820-SL	250-033-837	FD35EV-TRH1820-UM	250-033-840	FD35EV-TRH1820-WT
	2000 mm	250-035-941	FD35EV-TRH2000-SL	250-035-944	FD35EV-TRH2000-UM	-	-
	2730 mm	250-033-835	FD35EV-TRH2730-SL	250-033-838	FD35EV-TRH2730-UM	250-033-841	FD35EV-TRH2730-WT
	3000 mm	250-035-942	FD35EV-TRH3000-SL	250-035-945	FD35EV-TRH3000-UM	-	-
	3640 mm	250-033-836	FD35EV-TRH3640-SL	250-033-839	FD35EV-TRH3640-UM	250-033-842	FD35EV-TRH3640-WT
	4000 mm	250-035-943	FD35EV-TRH4000-SL	250-035-946	FD35EV-TRH4000-UM	-	-