

LID STAY

S-24, S-27, S-25

LID SUPPORTS

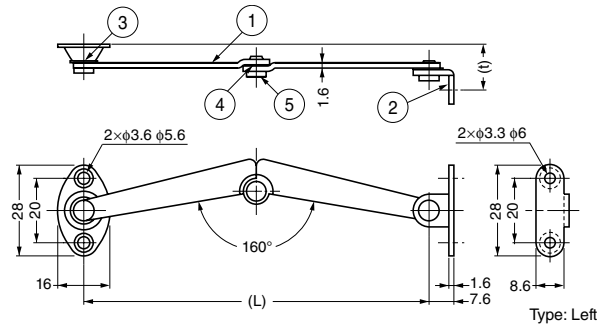
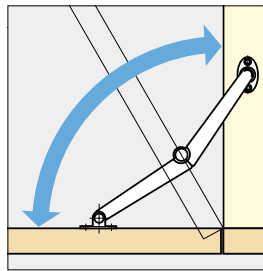
LID STAY



Type: Right

No.	Part Name	Material	Finish
①	Body	Steel	Chrome
②	Bracket	Steel	Chrome
③	Washer	Steel	Chrome
④	Washer	Polyamide (PA)	Natural
⑤	Axis	Brass	Chrome

Installation (Left Side)



Item Code	Item Name	Type	L	t	Tension Force	Weight	Box	Carton
180-100-144	S-24R	Right	105.5	13.6	326 N (33.3 kgf)	21 g	100 pcs	1000 pcs
180-100-145	S-24L	Left	105.5	13.6		21 g	100 pcs	1000 pcs
180-100-148	S-27R	Right	133	13.6	325 N (33.2 kgf)	32 g	60 pcs	600 pcs
180-100-149	S-27L	Left	133	13.4		32 g	60 pcs	600 pcs
180-100-146	S-25R	Right	163	13.6	287 N (29.3 kgf)	35 g	60 pcs	600 pcs
180-100-147	S-25L	Left	163	13.4		35 g	60 pcs	600 pcs

LID STAY

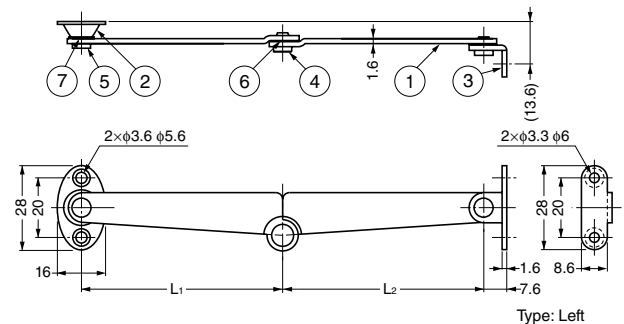
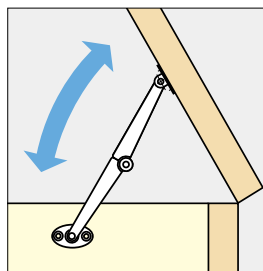
S-6, S-16



Type: Left

No.	Part Name	Material	Finish
①	Body	Steel	Chrome
②	Mounting Plate	Steel	Chrome
③	Bracket	Steel	Chrome
④	Center Axis	Brass	Chrome
⑤	Axis	Brass	Chrome
⑥	Washer A	Polyamide (PA)	Natural
⑦	Washer B	Polyamide (PA)	Natural

Installation (Left Side)



Item Code	Item Name	Type	L ₁	L ₂	Tension Force	Weight	Box	Carton
180-100-132	S-6R	Right	53	53	318 N (32.4 kgf)	20 g	100 pcs	1000 pcs
180-100-133	S-6L	Left	53	53		20 g	100 pcs	1000 pcs
180-100-134	S-16R	Right	67	67	336 N (34.3 kgf)	31 g	60 pcs	600 pcs
180-100-135	S-16L	Left	67	67		31 g	60 pcs	600 pcs