

# SELF CLOSING SLIDE DOOR SYSTEM



SRS



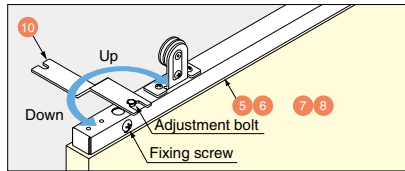
R type

Door Weight	Max. 30 kg/Door
Door Thickness	28.4-36 mm
Door Width	810 mm or 860 mm

### Features

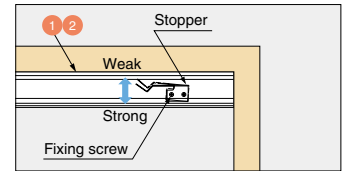
- Self closing door system.
- Equipped with damper for smooth and soft closing.

### Adjustment of Door Height & Gradient



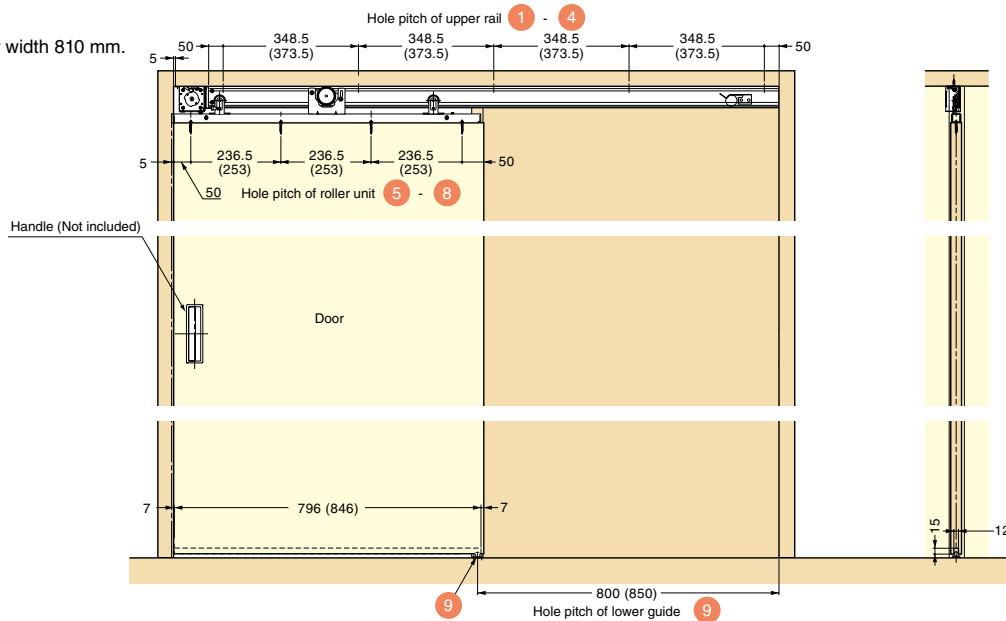
Adjustable height: -6 mm

### Adjustment of Retaining Force



### Installation

( ): Dimensions for door width 810 mm.



ARCHITECTURAL DOOR HARDWARE

SELF CLOSING SLIDE DOOR SYSTEM

### Parts Set (Per Door)

### Necessary Parts

Please refer to "Qty a - d" for parts included in each set.

	Item Code	Item Name	Description
a	250-120-073	SRS-810 (R)	R Type for Door Width 810 mm
b	250-120-588	SRS-810 (L)	L Type for Door Width 810 mm
c	250-120-072	SRS-860 (R)	R Type for Door Width 860 mm
d	250-120-589	SRS-860 (L)	L Type for Door Width 860 mm

Parts Included

No.	Qty				Part Name	Description
	a	b	c	d		
1	1 pc	-	-	-	Upper Rail - R Type for Door Width 810 mm	• Material Aluminium Alloy • Finish Anodized Silver
2	-	1 pc	-	-	Upper Rail - L Type for Door Width 810 mm	• Material Aluminium Alloy • Finish Anodized Silver
3	-	-	1 pc	-	Upper Rail - R Type for Door Width 860 mm	• Material Aluminium Alloy • Finish Anodized Silver

No.	Qty				Part Name	Description
	a	b	c	d		
4	-	-	-	1 pc	Upper Rail - L Type for Door Width 860 mm	• Material Aluminium Alloy • Finish Anodized Silver
5	1 pc	-	-	-	Roller Unit A - R Type for Door Width 810 mm	• Material Steel • Colour Black
6	-	1 pc	-	-	Roller Unit A - L Type for Door Width 810 mm	• Material Steel • Colour Black
7	-	-	1 pc	-	Roller Unit B - R Type for Door Width 860 mm	• Material Steel • Colour Black
8	-	-	-	1 pc	Roller Unit B - L Type for Door Width 860 mm	• Material Steel • Colour Black
9	1 pc	1 pc	1 pc	1 pc	Bottom Guide	• Material Polyamide (PA) • Finish Natural
10	1 pc	1 pc	1 pc	1 pc	Adjuster	• Material Steel • Finish Yellow Zinc Chromate

