

## PUSH-PULL CLAMPS

### P50 SERIES MODEL P50



**Plunger:**  
Locks at both extended & retracted ends of the stroke.

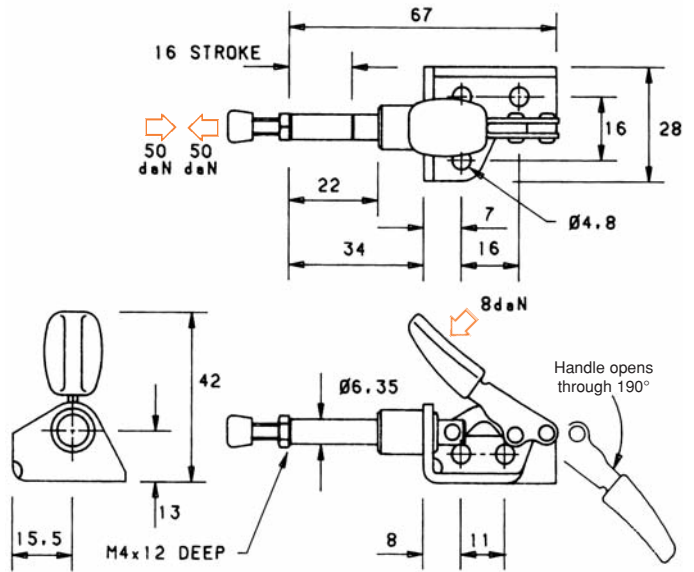
**Base:**  
Fixed Flange with bottom or side mounting.

**Nominal Holding Force:**  
50 daN

**Weight:**  
0.05 Kg

**Supplied complete with:**  
MB0420 Setscrew & nut.  
NC/04 Neoprene cover.

*See "Accessories" for other items.*



### P50 SERIES MODEL P50SS



**Plunger:**  
Locks at both extended & retracted ends of the stroke.

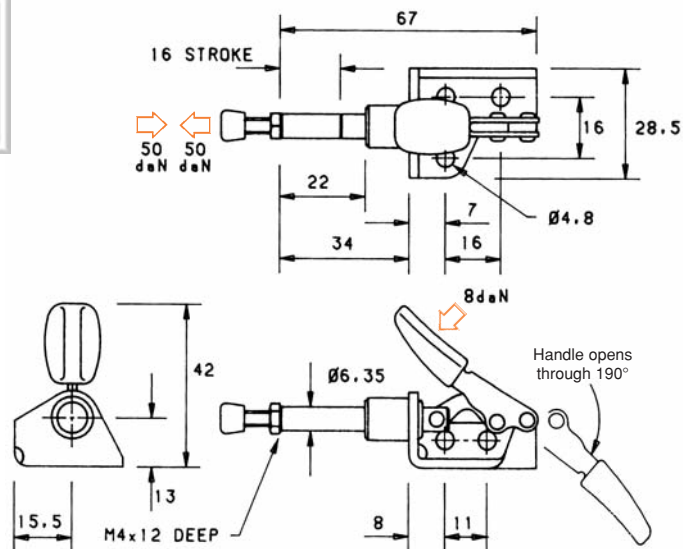
**Base:**  
Fixed Flange with bottom or side mounting.

**Nominal Holding Force:**  
50 daN


**Weight:**  
0.05 Kg

**Supplied complete with:**  
Setscrew & nut.  
Neoprene cover.

**Material:**  
BS 304 S15



### P6015 SERIES MODEL P6015



**Plunger:**  
Locks at both extended & retracted ends of the stroke.

**Base:**  
Body mounting.

**Nominal Holding Force:**  
135 daN

**Weight:**  
0.150 Kg

**Supplied complete with:**  
MB0625 Setscrew & nut.

